



VIKING JOHNSON

World leaders in pipe joints and repair products

The perfect solution for passing pipe into and through walls and structures - WALL COUPLINGS



*The Viking Johnson
wall coupling allows
simplified and low cost
installation of most
through wall connections*

The normal procedure for passing pipes through walls is to leave a substantial cut-out in the wall during the original pouring process. At a later time, the contractor then passes a 'puddle pipe' through this cut-out, supports the pipe and builds an intricate 'letter-box' shutter around it. He pours and compacts the new concrete into the void to encapsulate the puddle pipe. Very often the puddle pipe moves with the pour and settles to a less than suitable alignment.

Because the Viking Johnson wall coupling is rigidly held between the shutters, the 'boxing out' process is eliminated. This means that pouring the wall is a simplified and single process. It also means that leak paths, which are inevitably set up when new concrete is poured onto old, are completely eliminated. Using a standard type 1 Viking Johnson wall coupling gives a flexible coupling either side of the wall where pipes can either be passed through or inserted into each side. This allows for slight misalignment or angular deflection on each side of the wall.

The use of a Viking Johnson wall coupling means that, on the outside of the structure, the first 'rocker' or settlement coupling is built into the shear face of the wall – exactly where it is required. It also means that only **one** further flexible coupling is needed to form the settlement 'rocker' instead of two.

Installed cost can be drastically reduced particularly where a large number of through the wall joints appear on a structure e.g. in a gravity treatment works.

Design specification and standards

All products are designed and manufactured under quality management systems certified to ISO 9001 and conform to the American Water Works Association's specification AWWA/ANSI C219 for bolted couplings.

Materials of construction

The materials of construction vary according to size and wall coupling type, with the following being those typically used in their manufacture:

Body/Centre Sleeve/End Ring:

DN80 to DN300

- Carbon steel to BS EN 10025:1993
- Ductile iron to BS EN 1563:1997

DN350 to DN1800

- Carbon steel to BS EN 10025:1993

Bolts/Nuts/Washer:

- Tee Bolts or Stud – BS EN ISO 898-1:1999 Property Class 4.8
- Washers – BS EN 10088 stainless steel 1.4301

Gasket

Standard gaskets: EPDM to BS EN 681 Part 1 Type WA for water and sewage applications, with an operating temperature range of -40°C to +90°C.

Product coating

Wall coupling bodies and end rings: coated in black Rilsan Nylon 11.

Optional, Scotchkote 206N fusion bonded epoxy.

Studs, 'T' bolts and nuts: either zinc plated to BS EN 12329:2000 followed by Rilsan Nylon 11 for double protection against corrosion or Sheraplex coated to WIS 4-52-03.

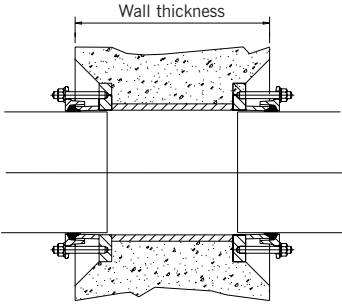
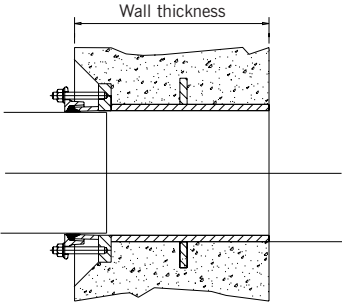
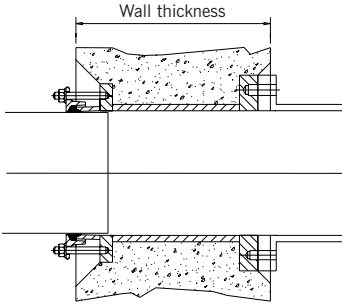
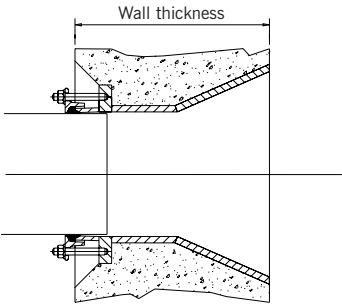
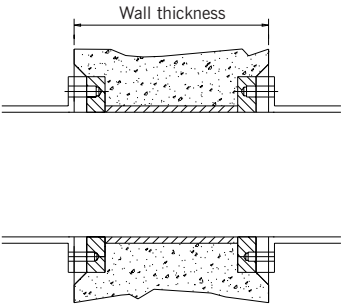
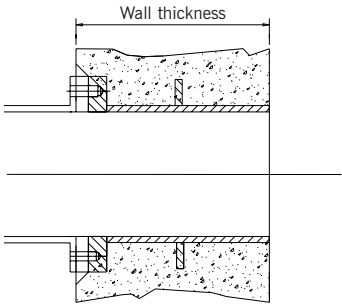
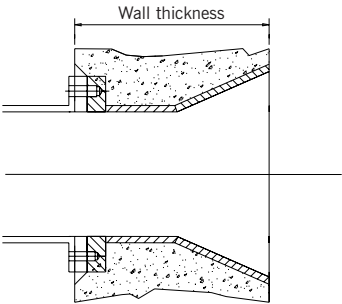
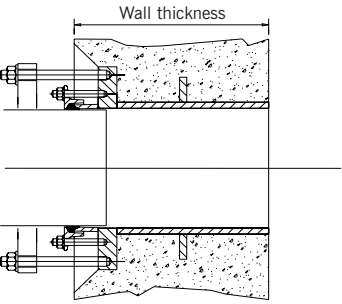
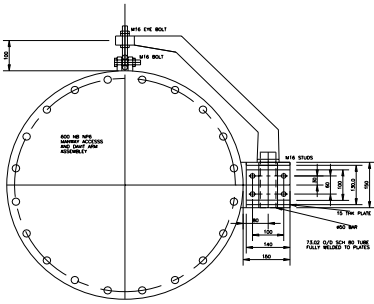
Water contact materials

All water contact materials are WRAS listed for use with potable water.

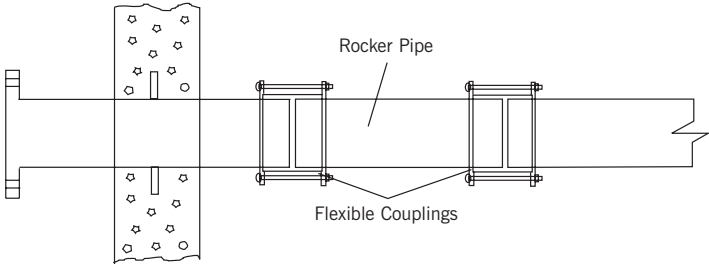


Schedule of Wall Coupling Types

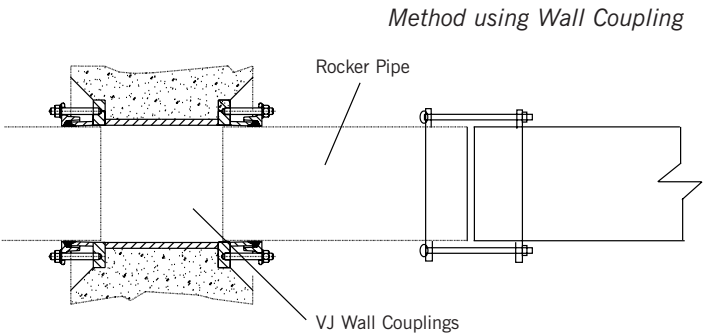
Although the Type 1 (coupling each end) is the basic standard, the Viking Johnson Wall Coupling system gives a variety of nine types:

		
Type 1 Coupling/Coupling	Type 2 Coupling/Plain End	Type 3 Coupling/Flange
		
Type 4 Coupling/Bellmouth	Type 5 Flange/Flange	Type 6 Flange/Plain End
		
Type 7 Flange/Bellmouth	Type 8 Harnessing	Type 9 Man Entry

Typical Installations



Conventional Method



Method using Wall Coupling

Checklist for Wall Couplings

Please copy this checklist and fax your requirements back to VJ Fabricators on +44 (0)1462 443252.

Date				Fab No.			
Customer address				Customer Ref No.			
				Telephone			
				Fax			
				Contact			
1	Nominal diameter			14	Delivery	/ /	
2	Quantity						
3	1st End	Man Entry	Coupling	Flanged	Plain End	Bellmouth	Harness
4	2nd End	Man Entry	Coupling	Flanged	Plain End	Bellmouth	Harness
5	Wall thickness						
6	Pipe material	Carbon Steel	Stainless Steel	D.I.	G.R.P.	Concrete	
		PVC-U	Other				
7	Actual OD of pipe						
8	Fluid flowing						
9	If flanged, flange details						
10	If harnessed – stud details	No.		Diameter			
11	Working pressure						
12	Puddle flange	Yes	No				
				13 Any other details			

For further information on all Viking Johnson products and services contact our Marketing Department.



ISO 9001



ISO 14001

CRANE

A Crane Co. Company



Viking Johnson

46-48 Wilbury Way
Hitchin
Hertfordshire
SG4 0UD

United Kingdom

Tel: +44 (0)1462 443322

Fax: +44 (0)1462 443311

email: info@vikingjohnson.com

www.vikingjohnson.com